



FAST FACTS

- Jack Up Barge
- Self-Elevating Platform
- 15 no Modular Containers
- Type RCP – 250
- Spud leg length = 24-30m
- Deck Area = 200m²
- Max Water Depth = 20m

SUMMARY

Jack up platform designed for support of mobile/tracked units with a maximum weight of 150T, such as cranes and excavators for coastal construction works and works in port and harbors. The platform is built up out of 15 standard RCP units, 4 Jacking Systems and 4 Connectable Spud legs. The modular design allows the unit to be moved quickly and cost effectively worldwide. The 4 jacking systems are manufactured with a heavy duty ring lock system. Operation of this fast and heavy duty system, lifting and lowering is done completely hydraulically from a remote control which allows the operator to jack from any position.

DETAILS

PONTOON

Length	17.1m to 24.4 m*
Width	12.2m to 17.1 m*
Height	2.45 m
Deck Load	5 ton/m ²
Max Deck Load	85ton to 250ton
*Can be extended on request	

JACKING SYSTEM

Type	Hydraulic Cylinders
Capacity	250ton at 250bar
Locking	Hydraulic activated rotating locks

SPUD LEGS:

Length	24m - 30m
Diameter	1.20m

HYDRAULIC POWER UNIT

Type	Electrical Hydraulic driven power pack
Controls	Remote Control (incl. second cable control box)
Capacity HPU	2 x 55kW
Location	In deck container, with small store

GENERATOR


Type	Kemper en Van Twise Diesel BV
Capacity	220 kVa

ACCESSORIES

4 positioning winches with 1ton flipper delta anchor for accurate positioning. Two drilling and CPT moon pools.

CLASSIFICATION

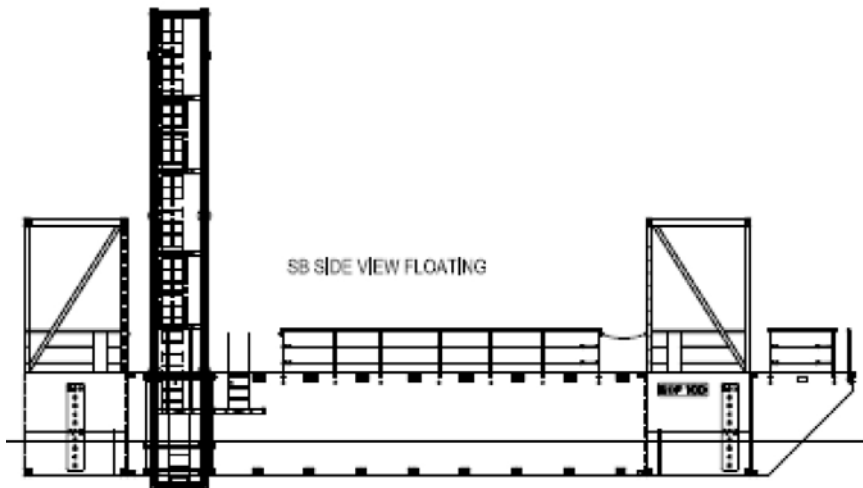
DNV-GL	GL 100 A5 RSA (20) Self Elevating Unit, Coastal Water
--------	-------------------------------------------------------



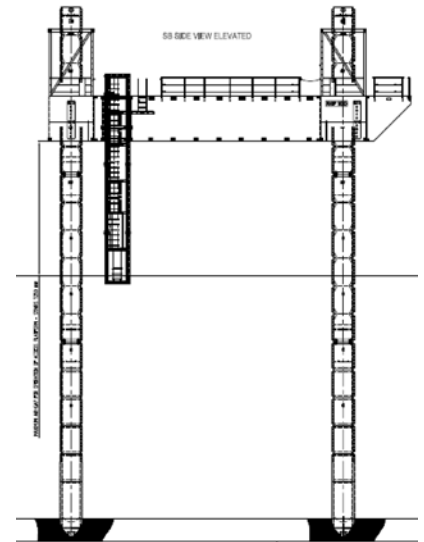


📐 LAYOUT DIAGRAMS

SIDE VIEW
Floating position



SIDE VIEW
Jacked Up Position



PLAN VIEW
Layout of deck arrangement

